

Hymans Robertson LLP has carried out an actuarial valuation of the Surrey Pension Fund ("the Fund") as at 31 March 2007, details of which are set out in the report dated 31 March 2008 ("the Report"), addressed to Surrey County Council ("the Client"). The Report was prepared for the sole use and benefit of our Client and not for any other party; and Hymans Robertson LLP makes no representations or warranties to any third party as to the accuracy or completeness of the Report.

The Report was not prepared for any third party and it will not address the particular interests or concerns of any such third party. The Report is intended to advise our Client on the past service funding position of the Fund at 31 March 2007 and employer contribution rates from April 2008, and should not be considered a substitute for specific advice in relation to other individual circumstances.

As this Report has not been prepared for a third party, no reliance by any party will be placed on the Report. It follows that there is no duty or liability by Hymans Robertson LLP (or its members, partners, officers, employees and agents) to any party other than the named Client. Hymans Robertson LLP therefore disclaims all liability and responsibility arising from any reliance on or use of the Report by any person having access to the Report or by anyone who may be informed of the contents of the Report.

Hymans Robertson LLP is the owner of all intellectual property rights in the Report and the Report is protected by copyright laws and treaties around the world. All rights are reserved.

The report must not be used for any commercial purposes unless Hymans Robertson LLP agrees in advance.

# Surrey Pension Fund

Actuarial Valuation as at 31 March 2007  
31 March 2008

Bryan T Chalmers

Fellow of the Faculty of Actuaries  
For and on behalf of Hymans Robertson LLP

# Contents

	PAGE
Executive summary	1
1 Introduction	3
2 About the Fund	4
3 Funding method and assumptions	7
4 Funding position: are the objectives met?	10
5 Changes since the previous valuation	11
6 Employer contributions payable	14
7 Actuarial risk analysis	16
8 Conclusion	21
<b>APPENDICES</b>	
Appendix A – About the actuarial valuation	22
Appendix B – Summary of the Fund's benefits	23
Appendix C – Membership data and assets	30
Appendix D – Funding method	36
Appendix E – Actuarial assumptions	38
Appendix F – Detailed valuation results	41
Appendix G – Rates and adjustments certificate	42
Statement to the rates and adjustments certificate	43

## Executive summary

I have carried out an actuarial valuation of the Surrey Pension Fund ('the Fund') as at 31 March 2007 ('the valuation date'). The results are presented in this report and summarised below.

The Fund's long-term objective of holding sufficient assets to meet the estimated current cost of providing members' past service benefits) was not met at the valuation date. The funding level was 79% (compared to 68% at 31 March 2004) and there was a funding shortfall of £460m.

Without anticipating an element of future equity out-performance, the 'gilt-based' funding level would be 60% at the valuation date, and there would be a shortfall of £1,191m.

The Fund's financial position at the valuation date is illustrated in the table below.

	2004 Results	2007 Results	
		1.6% AOA <sup>1</sup>	Gilts Basis
Assets	£1,107m	£1,759m	£1,759m
Liabilities	£1,623m	£2,219m	£2,950m
Deficit	£516m	£460m	£1,191m
Whole Fund funding level	68.2%	79.3%	59.6%
Employer share of future service cost (% of pay)	11.6%	14.7%	25.5%
Adjustment for past service position (20 yr spread)	8.9%	6.2%	13.3%
Common Contribution Rate	20.5%	20.9%	38.8%

The employers' average future service contribution rate as at 31 March 2007 (ignoring the past service shortfall) is 14.7% of pensionable pay. Assuming that a funding level of 100% is to be targeted over a period of 20 years, the common employers' contribution rate is 20.9% of pensionable pay. These figures take advance credit from outperformance of the Fund's assets relative to gilt yields on the valuation basis, as set out in the Funding Strategy Statement (i.e. 1.6% in excess of gilt yields). Ignoring this credit for outperformance the funding position would be 60%, and the common contribution rate would be 38.8% of pay.

<sup>1</sup> Asset Outperformance Assumption: the expected return on assets above the yield available on fixed-interest Government bonds

---

HYMANS ROBERTSON LLP

Adjustments have been made to the common rate of employers' contribution to take account of certain circumstances that are peculiar to individual employers, as required by Regulation 77(6). The minimum contributions to be paid by each employer from 1 April 2008 to 31 March 2011 are shown in the Rates and Adjustment Certificate at Appendix G.

The results of the valuation are very sensitive to the actuarial assumptions made. If actual future demographic and economic experience does not match the assumptions, the financial position of the Fund could deteriorate materially.



Bryan T Chalmers  
Fellow of the Faculty of Actuaries  
31 March 2008

## 1 Introduction

I have carried out an actuarial valuation of the Surrey Pension Fund ('the Fund') as at 31 March 2007 ('the valuation date') and this is my report to Surrey County Council ('the Administering Authority') on the results of the valuation.

The main purposes of this valuation are:

- to assess the extent to which the Administering Authority's funding objectives were met at the valuation date;
- to identify the contributions payable by the employers to the Fund in future in order to meet the Fund's funding objectives as agreed by the Administering Authority;
- to enable completion of all relevant certificates and statements in connection with the Local Government Pension Scheme Regulations 1997 ('the Regulations'), and other relevant regulations (see Appendix A); and
- to comment on the circumstances that may give rise to future volatility in the funding level of the Fund or employers' contributions.

This report is provided solely for the purpose of the Administering Authority to consider the management of the Fund and in particular to fulfil their and my statutory obligations. It should not be used for any other purpose. It should not be released or otherwise disclosed to any third party except as required by law or with my prior written consent, in which case it should be released in its entirety. This report can be passed to Fund employers for the purpose of providing information on the funding of the Fund.

Neither I nor Hymans Robertson LLP accept any liability to any other party unless we have expressly accepted such liability in writing.

## 2 About the Fund

The Fund is part of the Local Government Pension Scheme (LGPS) and is a multi-employer defined benefit pension scheme. It is contracted out of the State Second Pension.

### The funding strategy statement

The Administering Authority prepares a Funding Strategy Statement (FSS) in respect of the Fund, in collaboration with me (the Fund's actuary) and after consultation with the Fund's employers. The FSS has been reviewed as part of the 2007 triennial valuation exercise. I am required to have regard to this statement when carrying out my valuation.

### Funding objectives

The objectives of the Fund's funding policy, as set out in the FSS are as follows:

- to enable employers' contribution rates to be kept as nearly constant as possible and at a reasonable cost to the taxpayers, scheduled, resolution and admitted bodies;
- to manage employers' liabilities effectively;
- to ensure that sufficient resources are available to meet all liabilities as they fall due; and
- to maximise the returns on investments within reasonable risk parameters.

### What are the Fund's liabilities?

The Fund's liabilities are essentially the benefits promised to Fund members (past and current contributors) and to members' dependants on their death. The valuation places a current or present value on these liabilities on the valuation date.

The cost of members' benefits depends on three main factors:

(i) **The benefits promised to members.**

The Fund provides pensions and other benefits to members and their beneficiaries. The benefits in force on the valuation date are set out in the Local Government Pension Scheme (LGPS) Regulations 1997, as amended ("the Regulations"). Employee members are required to pay contributions to the Fund, generally at the rate of 6% of pensionable pay<sup>2</sup>. The principal elements of the Fund's benefit structure are summarised in Appendix B. These benefits are common to all employers participating in the Fund.

The benefits and member contributions payable by and to the LGPS respectively, have been amended, with effect from 1 April 2008. As the Rates and Adjustments certificate specifies employer contributions from 1 April 2008 to 31 March 2011, I have allowed for the changes in assessing the cost of future service benefits. The allowance made is based on my understanding of the provisions of the new scheme and is subject to change as any changes are made to the new scheme. A summary of the changes is set out in Appendix B.

---

<sup>2</sup> A closed group of manual workers who joined before April 1998 contribute 5% of pay.

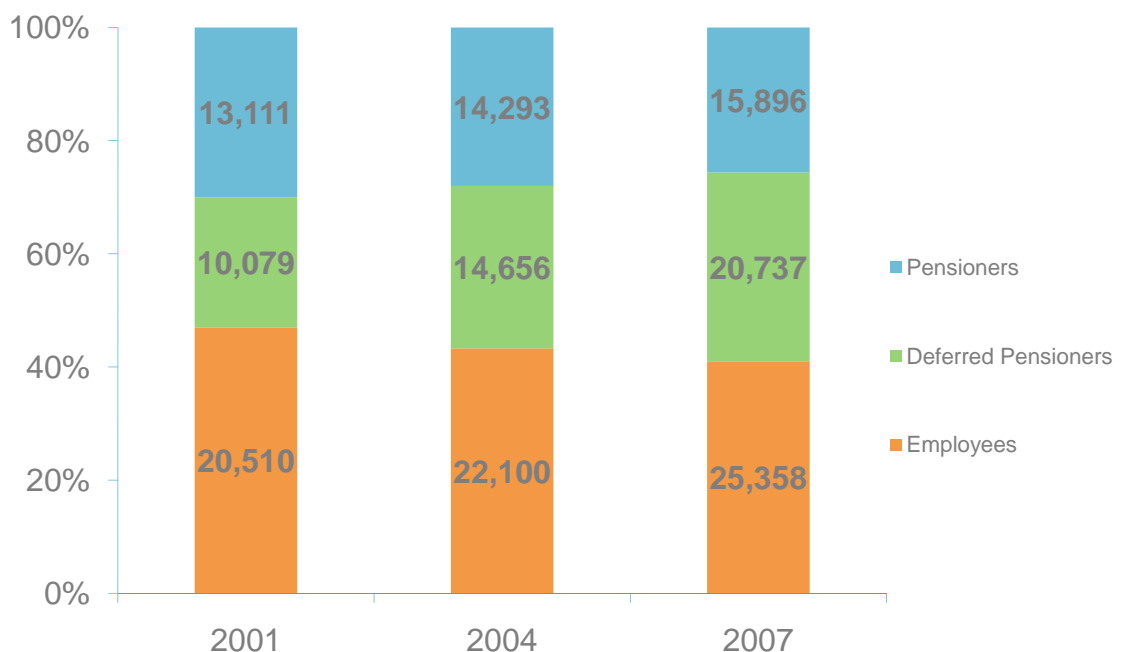
HYMANS ROBERTSON LLP

There are a small number of discretionary powers that may be exercised by the Administering Authority or by individual employers. The principal discretions are also summarised in Appendix B. With the exception of the employers' powers to pay early unreduced benefits or augment benefits, normally on early retirement, I would not expect the exercise of these powers to have a material effect on the valuation results. In any event, I would expect additional employer payments, in addition to the employer contributions set out in the rates and adjustments certificate, to be made in respect of such early retirements unless agreed otherwise.

The requirements of sex-equality legislation (for example in respect of differences in the guaranteed minimum pensions for men and women) and age-equality legislation are not clear cut. In this valuation, I have not taken account of any additional costs which may arise from any future requirement to amend the LGPS benefit structure in respect of these issues.

(ii) **The profile of the members.**

The membership of the Fund at the current and previous two valuations are summarised in the chart below and described in more detail in Appendix C.



The cost of the benefits is expressed as a percentage of the pensionable pay of employee members. As the proportion of pensioner and deferred members increases, so the contribution rate (as a percentage of pay) becomes more sensitive to the past service position. The profile of the employee members (age, sex and category) also affects how much future benefits will cost.

(iii) **When and for how long will the benefits be paid.**

The timing and amount of benefit payments depends on future experience, such as when members will retire and how long they will live in retirement.

In assessing the expected cost of members' benefits, I need to use actuarial assumptions about such experience. I explain the actuarial assumptions later in this report.

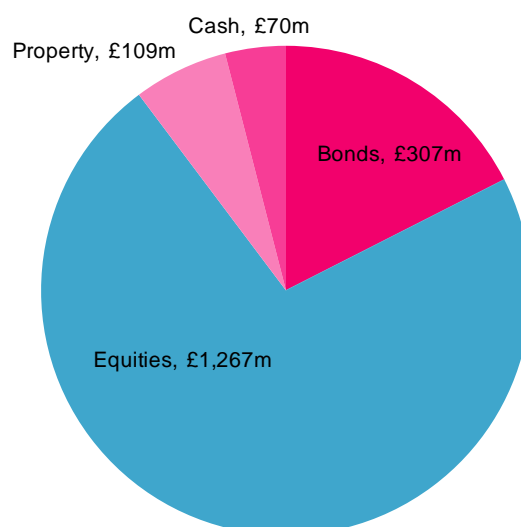


It should be noted that the actual future cost of providing members' benefits is not known in advance. The purpose of the valuation is to assess how much the Fund needs to hold now to pay those benefits, taking account the above factors and its funding objectives.

### What are the Fund's assets?

The Fund's assets are invested by the Administering Authority. The market value of assets at the valuation date (excluding money purchase AVC funds) was £1753.6m as shown in the audited accounts for the Fund for the period ending on 31 March 2007. No part of the Fund is comprised of insurance policies.

The Fund's assets at 31 March 2007 are summarised in the chart below and in more detail in Appendix C. The consolidated Revenue Account for the three year period to 31 March 2007 is also summarised in Appendix C.



- Notes: (1) Cash includes net current assets (liabilities).
- (2) The assets taken into account for valuation purposes include the present value of future contributions scheduled to be made by employers in respect of early retirements granted before the valuation date.

The membership and audited accounting data has been provided by the Administering Authority and I have relied on the accuracy of the information provided.

### 3 Funding method and assumptions

I have used a funding method and assumptions for this valuation consistent with the Administering Authority's funding objectives set out in its Funding Strategy Statement. The methodology and assumptions are described below, and in more detail in Appendices D and E.

#### Methodology

For this valuation, as for the previous valuation, I have used a funding method which identifies separately the expected cost of members' benefits in respect of scheme membership completed before the valuation date ('past service') and in respect of scheme membership expected to be completed after the valuation date ('future service').

The method I have chosen compares the value of assets with the value of past service benefits, taking account of all expected future salary increases. The funding level is the value of the assets divided by the value of the past service liabilities. Where the funding level is greater than 100% there is a surplus in the Fund (i.e. where assets are greater than the value of the past service benefits). Where the funding level is less than 100% there is a shortfall (i.e. where the assets are lower than the value of the past service benefits). The funding target is to achieve a funding level of 100% over a specific period. The "past service adjustment" is the additional employer contribution calculated to be required to target 100% over that period if there is a deficit (a contribution reduction will be calculated if there is a surplus). The past service adjustments can be expressed as a monetary amount or as a percentage of the value of the members' pensionable pay over the period.

To determine the employer contribution requirement for future service for the Fund as a whole, and for employers who continue to admit new members, I have assessed the cost of future service benefits for the year following the valuation date, taking account of expected future salary increases. The contribution rate required to meet the expected cost of future service benefits is derived as this value less expected member contributions expressed as a percentage of the value of members' pensionable pay over the year. This is known as the 'Projected Unit method' and is explained in further detail in Appendix D.

To determine the employer contribution requirement for future service for employers who no longer admit new members, I have assessed the cost of future service benefits over the expected remaining period of contributory membership of employee members, again taking account of expected future salary increases. The contribution rate required to meet the expected cost of future service benefits is derived as this value less expected member contributions expressed as a percentage of the value of members' pensionable pay over their expected future working lives. This is known as the 'Attained Age method' and is explained in further detail in Appendix D.

Finally, an allowance for expenses (of 0.4% of payroll) is added to the Employer contribution rate.

#### Actuarial assumptions

In the actuarial valuation, I must use assumptions about the factors affecting the Fund's finances in the future. The assumptions to which the valuation is most sensitive are described here and a full statement of the assumptions is given in Appendix E.

The main financial assumptions I have adopted for the valuation of members' benefits are shown below.

Assumption	Derivation	Rate at 31 March 2007	
		Nominal	Real
Price Inflation (RPI)	Market expectation of long term future inflation as measured by the difference between yields on fixed and index-linked Government bonds as at the valuation date	3.2%	-
Pay Increases *	Assumed to be 1.5% p.a. in excess of price inflation	4.7%	1.5%
'Gilt-based' discount rate	The yield on fixed-interest (nominal) and index-linked (real) Government bonds	4.5%	1.3%
Funding basis discount rate	Assumed to be 1.6% p.a. above the yield on fixed interest Government bonds	6.1%	2.9%

\* Plus an allowance for promotional pay increases.

### Discount rate

In order to place a current value on the future benefit cashflows expected to be paid from the Fund, I need to 'discount' the future cashflows to the valuation date at a suitable rate. Different valuations can be categorised by the approach taken to setting the discount rate. For example, under the accounting standard FRS17, the discount rate is determined as the yield on AA-rated corporate bonds. By comparison, a 'gilt-based' valuation will use the yield on suitably dated Government bonds. These valuations are intended to place a 'value' on the pension promise.

The funding valuation is effectively a budgeting exercise, to assess the funds needed to meet the benefits as they fall due. For this purpose, I have set the discount rate taking into account the Fund's current and expected future investment strategy and assumed an asset outperformance assumption of 1.6% p.a. One way of measuring the degree of prudence in the funding strategy is to measure the extent to which advance credit is taken for expected future investment returns over and above gilt returns. Funding strategy should not however be considered in isolation and the degree of risk inherent in the Fund's investment strategy should also be considered.

### Longevity

In addition to the financial assumptions, the main assumption to which the valuation results are most sensitive is that relating to future longevity. For this valuation, I have adopted assumptions which give the following average future life expectancies for pensioners aged 65 at the valuation date:

HYMANS ROBERTSON LLP

	Assumptions to assess funding position and 'gilt based' position at 31 March 2007		Assumptions to assess funding position at 31 March 2004	
	M	F	M	F
Males (M) or Females (F)				
Average future life expectancy (in years) for a pensioner aged 65 at the valuation date	21.5	24.4	20.2	23.2
Average future life expectancy (in years) at age 65 for a non-pensioner aged 45 at the valuation date	22.6	25.5	20.2	23.2
Average future life expectancy (in years) at age 45 for a non-pensioner aged 45 at the valuation date	42.1	45.0	39.2	42.2

### Assets

I have taken the assets of the Fund into account at their market value as indicated in the audited accounts for the period ended 31 March 2007.

I have included an allowance for the future expected payments in respect of early retirement strain and augmentation costs granted prior to the valuation date in the value of assets, for consistency with the liabilities and with the previous valuation.

In my opinion, the basis for placing a value on members' benefits is compatible with that for valuing the assets: both are related to market conditions at the valuation date.

## 4 Funding position: are the objectives met?

As I noted earlier, the Administering Authority has prepared a Funding Strategy Statement which sets out its long-term funding objectives for the Fund. In broad terms, the main 'past service' objective is to hold sufficient assets in the Fund to meet the assessed cost of members' past service benefits and the main 'future service' objective is to maintain a relatively stable employer contribution rate. These objectives are potentially conflicting.

### Past service

In assessing the extent to which the funding objective was met at the valuation date, I have used the funding method and actuarial assumptions described in the previous section of this report. My results are presented in the form of a 'funding level' which is the ratio of the value of assets to the assessed cost of members' past service benefits (based on service to the valuation date). A funding level of 100% would correspond to the objective being exactly met. The table below compares the value of the assets and liabilities at the valuation date.

Funding position ([£000s])	31-Mar-07
<b>A. Value of assets</b>	<b>1,759,262</b>
Assessed cost of past service benefits in respect of:	
Employee members	983,797
Pensioner members	845,247
Deferred pensioner members	389,784
<b>B. Total assessed cost of past service benefits</b>	<b>2,218,829</b>
Funding surplus/(shortfall) (A minus B)	<b>(459,567)</b>
Funding level (A as a percentage of B)	<b>79%</b>

At the valuation date the funding level was 79%.

The main funding objective was not met: there was a shortfall of assets to the assessed cost of members' benefits of £2,219m. More details of the funding position are given in Appendix F.

### Future service

I have calculated the long-term contribution rate that the Fund employers would need to pay to meet the assessed cost of members' benefits as they are built up in the future (the 'future service contribution rate'). Again, I have used the method and assumptions set out in the previous section of this report and therefore the resulting contribution rate is that which should (if the actuarial assumptions match actual experience) ensure that the Administering Authority's main funding objective is met for benefits earned after the valuation date. It ignores the shortfall in the Fund at the valuation date.

The combined employers' future service contribution rate (after deducting employee members' contributions) is 14.7% of pensionable pay, payable with effect from 1 April 2008. This contribution rate includes expenses and the expected cost of lump sum death benefits, but excludes early retirement strain and augmentation costs which are payable by Fund employers in addition to the contribution rate.

The total employer contribution rate requirement is given in section 6, with further detail, including a comparison with 2004 rates, shown in Appendix F.

## 5 Changes since the previous valuation

The previous formal actuarial valuation of the Fund was carried out with an effective date of 31 March 2004. Since then, there have been changes to the Fund and its membership, to the economic environment in which the Fund operates and to the valuation process. Many of these changes have affected the valuation results. The relevant changes, and their effects on the actuarial valuation, are below.

### Changes to the Fund's benefit structure

Since the previous valuation, a number of changes have been made to the LGPS benefit structure, some of which are listed below. Full details of the scheme benefits are set out in Appendix B.

- removal of the Rule of 85 for some or all service;
- introduction of commutation;
- a reduction to the minimum membership required for entitlement to a deferred benefit;
- restrictions on aggregation of former membership;
- introduction of survivor benefits for civil partners.

The overall effect of these changes is to reduce the cost of the benefits.

### Changes to the fund's benefit structure from 2008

A new scheme is to be introduced from 1 April 2008. Regulations have been laid but corrective changes are still expected to be made in the lead up to the introduction of the new benefit structure. As a general principle, benefits accrued up to 31 March 2008 will continue to be calculated in accordance with the scheme rules at that date. The details of the benefit structure relating to scheme membership from 1 April 2008 are included in Appendix B and the main changes are summarised below:

- pension calculated as  $1/60 \times \text{final pay} \times \text{period of scheme membership}$ ;
- option to exchange part of retirement pension for lump sum, up to a maximum of 25% of the capital value of benefits;
- employees' contribution rates ranging from 5.5% to 7.5% of pensionable pay, determined by a seven tier structure based on the level of whole-time pensionable pay as at the 1 April in each year, or date of joining the scheme if different and may also be subject to re-determination on a 'material' change in circumstances;
- earliest retirement age for non ill-health retirements of age 55 (with employer consent) or from age 50 for existing members opting to draw benefits with employer consent before 31st March 2010;
- ill-health benefits if member found to be permanently unfit and has a reduced likelihood of obtaining gainful employment prior to age 65. Enhancement either 25% or 100% of the period to age 65, depending on likelihood of obtaining gainful employment prior to age 65. A third tier ill health provision with no enhancement is also expected to be included in the scheme;
- death grant of 3 times final pay for death in service;
- death grant of 10 times pension less total of pension payments already paid for death after retirement;
- introduction of pensions to nominated co-habiting partners on the death of a scheme member;

- spouses, civil partners and co-habiting partners pensions calculated using a 1/160 accrual rate; and
- changes to the options for members to purchase or employers to award extra scheme pension.

In addition, a cost sharing mechanism is to be introduced. This, however, will only be effective from April 2010 and therefore does not need to be considered as part of this actuarial valuation.

### **Changes to the funding objective**

There have been no changes to the funding objectives since 2004. The funding method is the same as that used in 2004.

### **Changes to the funding method and assumptions**

The financial assumptions have changed since the previous valuation. The differences between the financial assumptions used for this and the previous valuation reflect a change in the economic environment between the two valuations, rather than being a change in funding policy or a change in investment policy. The financial assumptions used in this and the previous valuation are shown in Appendix D.

The assumptions relating to the mortality of current and future pensioners have changed since the previous valuation, to reflect recent experience in the Fund and more up-to-date standard mortality tables produced by the actuarial profession.

Some of the other demographic assumptions have also changed since the previous valuation. The changes reflect updated expectations of future experience based on an analysis of recent past experience in the Fund.

### **Changes to the economic environment**

Since the previous valuation, equity markets have risen and bond markets have risen (so yields have fallen). Market expectations of inflation have risen. Overall, changes in economic factors have been favourable in terms of their effect on the funding level. Lower real gilt yields have however increased the assessed cost of future service benefits.

### **Changes to the Fund membership**

The Fund membership has changed since the previous valuation, as new employee members have joined the Fund and members have left the Fund, retired and died. Whilst membership changes were anticipated at the previous valuation, the actual changes have inevitably not exactly matched the assumptions made at the previous valuation.

Further details of the Fund membership and its changes since the previous valuation are given in Appendix C.


### **Changes to the Fund's assets**

The Fund's assets have been augmented by employer and employee contributions paid in, transfer values received, and interest and investment gains. Conversely, the assets have been depleted by benefit payments to members and their beneficiaries, transfer values and refunds paid and payment of administration and other expenses. Overall, there has been a net increase in the market value of the Fund's assets. This was principally driven by the Fund's actual investments during the intervaluation period, which were considerably in excess of the prudent assumption made in the 2004 valuation.

In the report on the previous actuarial valuation I recommended that contributions be paid in line with the rates shown in the Rates and Adjustment certificate appended to that report over the period from 1 April 2005 to 31 March 2008. The Fund employers have paid contributions over the period from 1 April 2005 at least in line with those recommended rates.

**Changes to the funding position**

The changes described above have combined to improve the Fund’s funding position since the previous valuation. The chart below illustrates the effect of the various factors on the funding position.





## 6 Employer contributions payable

### Whole fund position

The employers' average cost of future service benefits (i.e. ignoring the past service shortfall) is 14.7% of pensionable pay (as defined in Appendix B). This is the future contribution rate payable over the long term by the Fund employers to meet the Fund's funding objectives as agreed by the Administering Authority, based on the assumptions set out in this report.

The common contribution rate payable is the cost of future benefit accrual, increased by an amount to bring the funding level back to 100% over a period of 20 years as set out in the Funding Strategy Statement.

I have calculated the additional contribution rate in respect of the past service shortfall to be 6.2% of pensionable pay. This represents the cost of the past service shortfall spread over a period of 20 years.

The employer common contribution rate based on the funding position as at 31 March 2007 is as follows:

Employer contribution rates	31 March 2007
	% pensionable payroll
Total future service cost	20.9%
Employee contributions (excluding AVCs)	6.6%
Expenses	0.4%
Net employer future service cost	14.7%
Past service adjustment - 20 year spread	6.2%
Employer contribution rate	20.9%

### Employer contribution rates

I have made adjustments to the common rate of employers' contribution to take account of certain circumstances that are peculiar to individual employers, or groups of employers.

To formally confirm these contribution rates, a Rates and Adjustment Certificate is included as Appendix G, detailing the minimum contributions to be paid by each Fund employer from 1 April 2008 to 31 March 2011 after allowing for any individual adjustments.

Employers may agree to make voluntary additional contributions to recover any shortfall over a shorter period.

Further sums should be paid to the Fund by employers to meet the capital costs of any unreduced early retirements, reduced early retirements before age 60 and/or augmentation (i.e. additional membership or additional pension) using the methods and factors issued by me from time to time or as otherwise agreed.

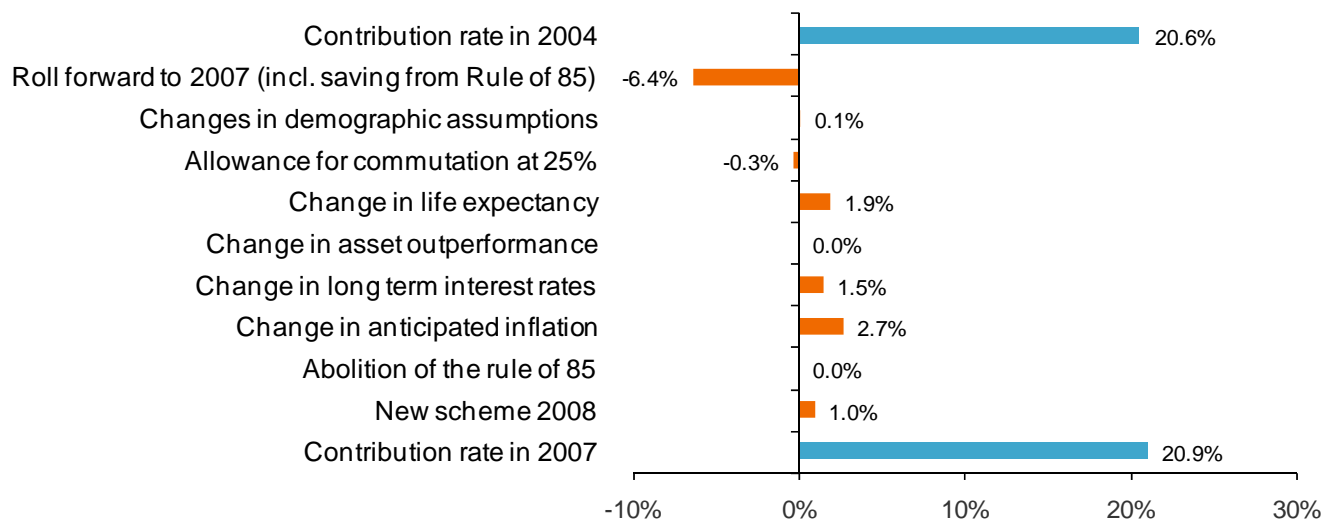
In addition, payments may be required to be made to the Fund by employers to meet the capital costs of any ill-health retirements that exceed those allowed for within my assumptions.

The contributions shown in the Rates and Adjustment Certificate include expenses and the expected cost of lump sum death benefits, but excludes early retirement strain and augmentation costs which are payable by Fund employers in addition.

### Changes to the contribution requirement

The maturing of the Fund's employee membership coupled with the fall in real gilt yields and changes to the funding assumptions have led to an increase in the assessed cost of future benefit accruing, as shown by the chart below.

HYMANS ROBERTSON LLP



The past service adjustment has fallen due to the improved funding position. Overall, however, the common contribution rate has increased since the previous valuation from 20.6% to 20.9% of pensionable pay.

### Recommendations

#### Valuation frequency

Under the provisions of the Regulations, the next formal valuation of the Fund is due to be carried out as at 31 March 2010. In light of the uncertainty of future financial conditions I recommend that the financial position of the Fund (and for individual employers in some cases) is monitored by means of interim funding reviews in the period up to the next triennial valuation. This will give early warning of changes to funding positions and possible contribution rate changes.

#### Investment strategy and risk management

I recommend that the Administering Authority continues to monitor its investment strategy and ongoing risk management programme.

#### New employers joining the fund

Any new employers or admission bodies joining the Fund should be referred to me as the Fund actuary for individual calculation as to the required level of contribution. They should also agree to pay the capital costs (as a one-off lump sum payment) of any early retirements or augmentation based on my advice and using methods and factors issued by me from time to time, together with any additional contributions that may be required if their ill-health early retirement experience is worse than assumed.

#### Other matters

Any Admission Body who ceases to participate in the Fund should be referred to me in accordance with Regulation 78 of the Regulations.

Any bulk movement of scheme members:

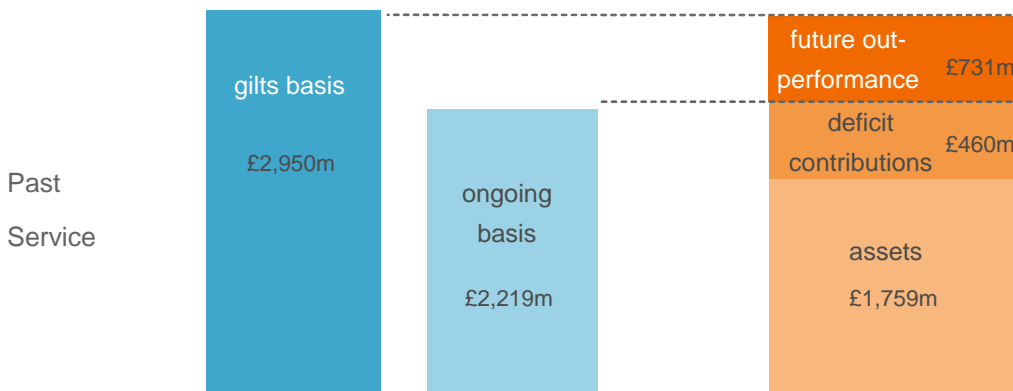
- involving 10 or more scheme members being transferred from or to another LGPS fund, or
  - involving 2 or more scheme members being transferred from or to a non-LGPS pension arrangement
- should be referred to me to consider the impact on the Fund.

## 7 Actuarial risk analysis

The valuation results depend critically on the actuarial assumptions made, in particular the net discount rate (the gap between the discount rate and the rate at which benefits and pensionable pay increase in future), and the assumptions for future life expectancy.

In section 4, in order to place a current value on the liabilities, I discounted the future cashflows to the valuation date assuming that the assets held by the Fund will outperform index-linked gilts by 1.6% p.a. One way of measuring the degree of prudence in the funding strategy is to measure the extent to which advance credit is taken for expected future investment returns over and above gilt returns. While the current investment strategy is expected to yield investment returns in excess of those available on closely matching Government bonds, such returns cannot be guaranteed and can only be achieved with a higher level of risk of underperformance. To illustrate the potential costs of reducing this mismatching risk, I have also calculated the amount of assets that would be needed at the valuation date to enable the Administering Authority to invest in closely matching Government bonds.

The following chart summarises the effect on the valuation results if no advance credit was taken for additional outperformance above gilt returns (i.e. a 'gilts basis' was used to value the liabilities).



On this basis, the Administering Authority would need assets of some £2,950m resulting in a shortfall of £1,191m at the valuation date. Looked at another way, the assessed cost of members' past service benefits of £2,219m shown in Section 4 of this report implicitly assume that the Administering Authority's investment strategy will ultimately generate investment growth of £731m in excess of that available on closely matching Government bonds.

Over time, the funding position and the contributions required will depend on the extent to which future experience matches the assumptions made. In the previous section, I showed the extent to which the assumptions made at the previous valuation did not reflect actual experience over the period to 31 March 2007. The valuation results do not include explicit contingency reserves for other unexpected financial and demographic effects. In this section I discuss the potential implications of the actuarial assumptions not being met in the future.

### Investment risk

The valuation results are particularly sensitive to the assumed discount rate (i.e. the assumed future investment returns). If future investment returns are less than the assumed discount rate, the funding level will deteriorate.

HYMANS ROBERTSON LLP

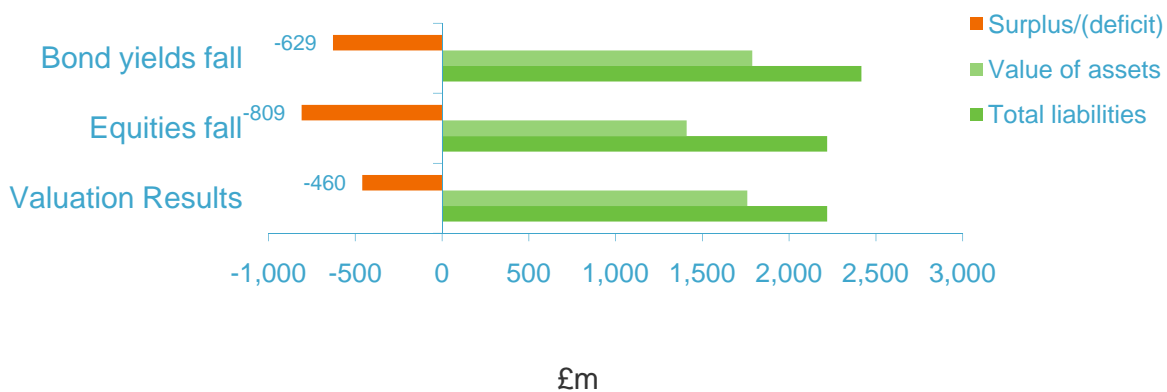
To illustrate the sensitivity of the funding level to changes in equity and bond markets, I have considered the impact of the following events occurring soon after 31 March 2007:

- Equities fall by 25%, with no change in bond markets;
- The price of bonds rises so that there is a 1% fall in the nominal redemption yields available on fixed interest bonds and a 0.5% fall in the real yield available on index-linked bonds, with no change in equity markets.

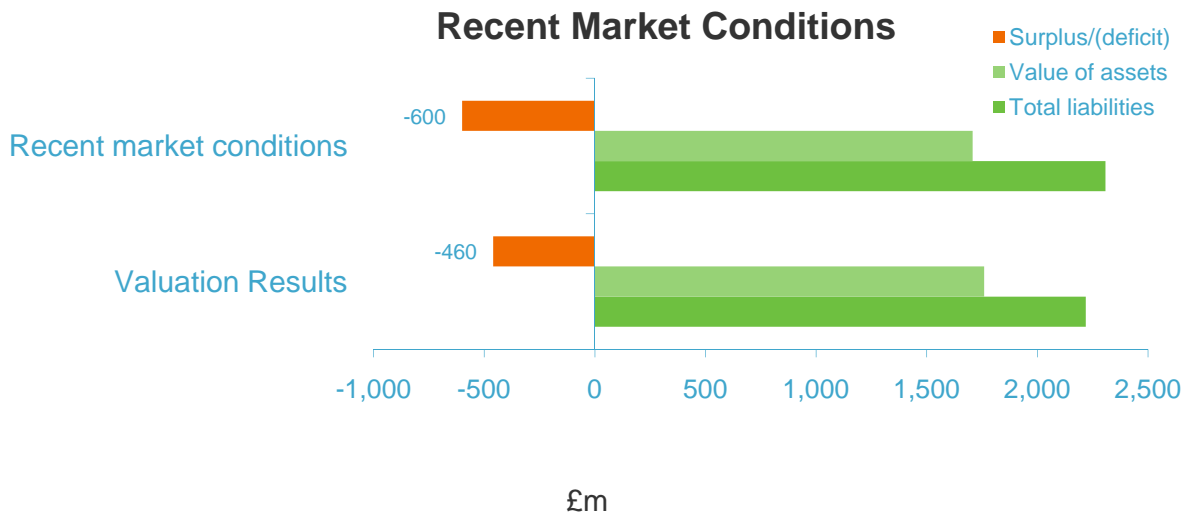
The events illustrated are by no means exhaustive. They should not be taken as the limit of how extreme future experience could be.

The chart below shows how the funding level would be affected if those events occurred on 31 March 2007.

### Sensitivity to Market Conditions



In fact, over the period from 31 March 2007 to 22 February 2008, UK equity markets have fallen by around 6% and there have also been falls in the yields available on index-linked UK government bonds. If these market conditions had applied at 31 March 2007, the funding position would have been as shown in the chart below.



Therefore, the deficit would have been £140m greater if recent market conditions had prevailed at 31 March 2007.

### Longevity risk

The valuation results are very sensitive to unexpected changes in future longevity. If longevity improves in the future at a faster pace than allowed for in the valuation assumptions, the Fund's funding level will decline and the required employer contribution rate will increase. Recent medical advances, changes in lifestyles and generally greater awareness of health-related matters have resulted in longevity improving in recent years at a faster pace than most experts had foreseen. It is unknown whether such improvements will continue in the future. Certain factors, such as advancements in genetic medicine would point towards even greater improvements in longevity in the future; conversely, the increase in childhood obesity may result in a decline in longevity in future generations.

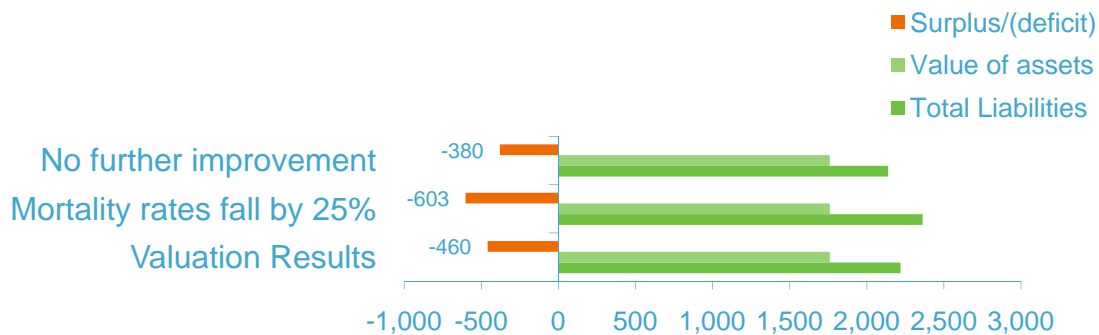
As a measure of the sensitivity of the valuation to future life expectancy I have considered the results which would arise if I assumed that

- mortality rates at all ages immediately fall by 25%;
- the improvements in longevity of pensioners seen recently cease altogether so that future mortality rates are the same as current ones.

The events illustrated are by no means exhaustive. They should not be taken as the limit of how extreme future experience could be.

The chart below shows how the funding level would be affected if those events occurred on 31 March 2007.

### Sensitivity to Improvements in Life Expectancy



£m

### Other risks and sensitivities

The other main assumptions, to which the valuation results are sensitive, together with their associated risks, are described below.

<b>Risk</b>	<b>Effect on funding level</b>	<b>Effect on cost of future service benefits</b>
Fund assets fail to deliver returns in line with the anticipated returns underpinning valuation of liabilities over the long-term	Reduction	None
Fall in risk-free returns on Government bonds, leading to rise in value placed on liabilities	Reduction	Increase if future returns are expected to be lower than previously assumed
Pay and price inflation more than anticipated	Reduction	Increase if expected to continue
Pensioners living longer than anticipated in the valuation assumptions.	Reduction	Increase if expected to continue
More members retiring early on ill-health grounds, and/or retiring at a younger age than assumed	Reduction	Increase if expected to continue
Fewer active members withdrawing from pensionable service (with refunds of contributions or deferred pensions) than assumed	Reduction	Increase if expected to continue
Members convert less pension to cash at retirement than assumed	Reduction	Increase if expected to continue
Average age of the employee membership rises	Marginal effect	Increase
Changes to regulations to be more favourable in respect of benefits package	Reduction if changes affect past service	Increase
Changes to national pension requirements and/or HMRC rules to be more favourable to members e.g. effect of abolition of earnings cap for post 1989 entrants from April 2006	Reduction if changes affect past service	Increase

## 8 Conclusion

The Fund's long-term objective of holding sufficient assets to meet the estimated current cost of providing members' past service benefits) was not met at the valuation date. The funding level was 79% (compared to 68% at 31 March 2004) and there was a funding shortfall of £460m.

The employers' average future service contribution rate as at 31 March 2007 (ignoring the past service shortfall) is 14.7% of pensionable pay. Assuming that a funding level of 100% is to be targeted over a period of 20 years, the common employers' contribution rate is 20.9% of pensionable pay. These figures take advance credit from outperformance of the Fund's assets relative to gilt yields on the valuation basis, as set out in the Funding Strategy Statement.

Adjustments have been made to the common rate of employers' contribution to take account of certain circumstances that are peculiar to individual employers, as required by Regulation 77(6). The minimum contributions to be paid by each employer from 1 April 2008 to 31 March 2011 are shown in the Rates and Adjustment Certificate at Appendix G.

The results of the valuation are very sensitive to the actuarial assumptions made. If actual future demographic and economic experience does not match the assumptions, the financial position of the Fund could deteriorate materially.



Bryan T Chalmers FFA  
for and on behalf of Hymans Robertson LLP  
31 March 2008



## Appendix A – About the actuarial valuation

This valuation is carried out in accordance with Regulation 77 of the Local Government Pension Scheme Regulations 1997, as amended, ('the Regulations'), which specifies that the Administering Authority must obtain:

- an actuarial valuation of the assets and liabilities of the Fund as at 31 March 1998 and every three years thereafter;
- a report by an actuary; and
- a rates and adjustments certificate.
- Within the rates and adjustment certificate I am required to specify:
- the employers' common contribution rate which, in my opinion, should be paid by all employers so as to ensure the Fund's solvency, and
- any individual adjustments (increases or decreases) to the common contribution rate which, in my opinion, are required by reason of any circumstances peculiar to that employer,

which for this valuation apply for each year of the period of three years beginning with 1 April 2008.

Under the provisions of the Regulations, I am required to have regard to:

- the existing and prospective liabilities of the Fund arising from circumstances common to all those bodies participating in the Fund,
- the desirability of maintaining as nearly constant a rate as possible, and
- the Administering Authority's funding strategy statement.

This report has been prepared in accordance with version 8.1 of the guidelines 'GN9: Funding Defined Benefits - Presentation of Actuarial Advice' published by the Board for Actuarial Standards. However the following aspects of GN9 are not relevant to the LGPS and its funds in the current circumstances and I have not reported on them:

- Paragraph 3.4.16 of GN9 requires the actuary to include the certification of technical provision in relation to a valuation under Part 3 of the Pensions Act 2004. As Part 3 of the Pensions Act 2004 does not apply to the LGPS, this report does not comply with paragraph 3.4.16 of GN9; and
- Part 3.5 of GN9 requires the actuary to report on the value of the liabilities that would arise had the Fund wound up on the valuation date (based on the cost of buying out the accrued benefits with insurance policies). As the LGPS is a statutory scheme, there is no regulatory provision for scheme wind up and the scheme members have a statutory right to their accrued benefits. Therefore the concept of solvency on a buy-out basis does not apply to the Fund. Accordingly, this report does not comply with part 3.5 of GN9.

The previous formal actuarial valuation was carried out as at 31 March 2004 by myself and the results were set out in my report dated 22 March 2005.

HYMANS ROBERTSON LLP

## Appendix B – Summary of the Fund's benefits

The non-discretionary Fund benefits that I have taken into account in this valuation for active members are summarised below.

Provision	Benefit Structure To 31 March 2008	Benefit Structure From 1 April 2008
Normal retirement age (NRA)	Age 65.	Age 65.
Earliest retirement age (ERA) on which immediate unreduced benefits can be paid on voluntary retirement	<p>As per NRA (age 65).</p> <p>Protections apply to active members in the scheme immediately prior to 1 October 2006 who would have been entitled to immediate payment of unreduced benefits prior to 65, due to:</p> <p>(a) having previously had an NRA of age 60 (or after age 60 on attaining 25 years of scheme membership), due to being a member of the scheme immediately prior to 1 April 1998; or</p> <p>(b) having the potential to satisfy the rule of 85 prior to age 65 (if the sum of age (whole years) and membership (whole years) is 85 or more).</p> <p>The benefits relating to various segments of scheme membership are protected as follows, which means their benefits are calculated based on the above definitions of earliest retirement age in relation to these protected periods of scheme membership:</p> <p>(a) A member born on 31 March 1956 or earlier – membership up to 31 March 2016 protected;</p> <p>(b) A member born between 1 April 1956 and 31 March 1960 inclusive and who would reach their Earliest Retirement Age by 31st March 2020 – Membership prior to 31 March 2008 fully protected and membership between 1 April 2008 and 31 March 2020 subject to some protection (tapered);</p> <p>(c) All other members in the scheme immediately prior to 1 October 2006 – membership up to 31 March 2008 protected.</p>	
Member contributions	<p>Officers - 6% of pensionable pay</p> <p>Manual Workers – 5% of pensionable pay if has protected lower rates rights or 6% for post 31 March 1998 entrants or former entrants with no protected rights.</p>	<p>Banded rates (5.5%-7.5%) depending upon level of full-time equivalent pay. This will apply to all members formerly paying 6%. Protected manual workers will be subject to transitional rates. From 2010 a mechanism for sharing any increased scheme costs between employers and scheme members may be implemented.</p>

March 2008

## HYMANS ROBERTSON LLP

Provision	Benefit Structure To 31 March 2008	Benefit Structure From 1 April 2008
Pensionable pay	<p>All salary, wages, fees and other payments in respect of the employment, excluding non-contractual overtime and some other specified amounts.</p> <p>Some scheme members may be covered by special agreements.</p>	
Final pay	<p>The pensionable pay in the year up to the date of leaving the scheme. Alternative methods used in some cases, e.g. where there has been a break in service or a drop in pensionable pay.</p>	
Period of scheme membership	<p>Total years and days of service during which a member of the Fund. Additional periods may be granted (e.g. transfers from other pension arrangements, augmentation) or, from April 2008, the award of additional pension.</p>	
Normal retirement benefits at NRA	<p>Annual Retirement Pension - 1/80th of final pay for each year of scheme membership.</p> <p>Lump Sum Retirement Grant - 3/80th of final pay for each year of scheme membership. Additional lump sum can be provided by commutation of pension (with overriding limits) on a basis of £12 additional lump sum for each £1 of pension surrendered.</p>	<p>Scheme membership to 31 March 2008:</p> <p>Annual Retirement Pension - 1/80th of final pay for each year of scheme membership.</p> <p>Lump Sum Retirement Grant - 3/80th of final pay for each year of scheme membership. Additional lump sum can be provided by commutation of pension (with overriding limits) on a basis of £12 additional lump sum for each £1 of pension surrendered.</p> <p>Scheme membership from 1 April 2008:</p> <p>Annual Retirement Pension - 1/60th of final pay for each year of scheme membership.</p> <p>Lump Sum Retirement Grant – none except by commutation of pension</p>

## HYMANS ROBERTSON LLP

Provision	Benefit Structure To 31 March 2008	Benefit Structure From 1 April 2008
Option to increase or decrease retirement lump sum benefit	At the time that benefits come into payment, members have the option to exchange ('commute') some of the retirement pension into additional lump sum. The terms for the conversion of pension in to lump sum is £12 of lump sum for every £1 of annual pension surrendered.	<p>Scheme membership to 31 March 2008:</p> <p>At the time that benefits come into payment, members have the option to exchange ('commute') some of the retirement pension into additional lump sum up to HMRC limits. The terms for the conversion of pension in to lump sum is £12 of lump sum for every £1 of annual pension surrendered.</p> <p>Scheme membership from 1 April 2008:</p> <p>No automatic lump sum. Any lump sum is to be provided by commutation of pension. The terms for the conversion of pension in to lump sum is £12 of lump sum for every £1 of annual pension surrendered.</p>
Voluntary early retirement benefits (non ill-health)	On retirement after age 60 a pension and lump sum based on actual scheme membership completed may be paid, subject to reduction on account of early payment in some circumstances (in accordance with ERA protections).	
Employer's consent early retirement benefits (non ill-health)	<p>On retirement after age 50 with employer's consent a pension and lump sum based on actual scheme membership completed may be paid.</p> <p>Benefits paid on redundancy or efficiency grounds are paid with no actuarial reduction.</p> <p>Otherwise, benefits are subject to reduction on account of early payment, unless this is waived by the employer.</p>	<p>On retirement after age 55 with employer's consent a pension and lump sum based on actual scheme membership completed may be paid.</p> <p>Benefits paid on redundancy or efficiency grounds are paid with no actuarial reduction.</p> <p>Otherwise, benefits are subject to reduction on account of early payment, unless this is waived by the employer.</p> <p>Active members in the scheme immediately prior to 1 April 2008 who leave before 31 March 2010 have a protected earliest retirement age of 50.</p>

## HYMANS ROBERTSON LLP

Provision	Benefit Structure To 31 March 2008	Benefit Structure From 1 April 2008
Ill-health benefits	<p>In the event of premature retirement due to permanent ill-health or incapacity, an immediate pension and lump sum are paid based on actual scheme membership plus an enhancement period of scheme membership.</p> <p>The enhancement period is dependent on scheme membership at date of leaving and is seldom more than 6 years 243 days.</p> <p>No reduction is applied due to early payment.</p>	<p>In the event of premature retirement due to permanent ill-health or incapacity and a reduced likelihood of obtaining gainful employment (local government or otherwise) before age 65, an immediate pension and lump sum are paid based on actual scheme membership plus an enhancement period of scheme membership.</p> <p>The enhancement period is:</p> <ul style="list-style-type: none"> <li>• 25% of the period to age 65, if there is some likelihood of obtaining gainful employment prior to age 65; or</li> <li>• 100% of the period to age 65, if there is no likelihood of obtaining gainful employment prior to age 65.</li> </ul> <p>No reduction is applied due to early payment. A third tier, with no enhancement, is expected to apply in the event that there is an immediate likelihood of gainful employment.</p>
Flexible retirement	<p>After 5th April 2006, a member who has attained the age of 50, with his employer's consent, reduces the hours he works, or the grade in which he is employed, he may elect in writing to the appropriate administering authority and such benefits may, with his employer's consent, be paid to him notwithstanding that he has not retired from that employment.</p> <p>Benefits are paid immediately and subject to actuarial reduction unless the reduction is waived by the employer.</p>	<p>A member who has attained the age of 55 and who, with his employer's consent, reduces the hours he works, or the grade in which he is employed, may make a request in writing to the appropriate administering authority to receive <b>all or part</b> of his benefits under these Regulations, and the authority may pay those benefits to him notwithstanding that he has not retired from that employment.</p> <p>Benefits are paid immediately and subject to actuarial reduction unless the reduction is waived by the employer.</p>
Pension increases	<p>All pensions in payment, deferred pensions and dependant's pensions other than benefits arising from the payment of additional voluntary contributions are increased annually. Pensions are increased partially under the Pensions (Increases) Act and partially in accordance with statutory requirements (depending on the proportions relating to pre 88 GMP, post 88 GMP and excess over GMP).</p>	

## HYMANS ROBERTSON LLP

Provision	Benefit Structure To 31 March 2008	Benefit Structure From 1 April 2008
Death after retirement	<p>A spouse's or civil partner's pension of one half of the member's pension (generally post 1 April 1972 service for widowers' pension and post 6 April 1988 for civil partners) is payable; plus</p> <p>If the member dies within five years of retiring and before age 75 the balance of five years' pension payments will be paid in the form of a lump sum; plus</p> <p>Children's pensions may also be payable.</p>	<p>A spouse's, civil partner's or nominated cohabiting partner's pension payable at a rate of 1/160th of the member's total membership multiplied by final pay (generally post 1 April 1972 service for widowers' pension and post 6 April 1988 for civil partners and nominated cohabiting partners) is payable; plus</p> <p>If the member dies within ten years of retiring and before age 75 the balance of ten years' pension payments will be paid in the form of a lump sum; plus</p> <p>Children's pensions may also be payable.</p>
Death in service	<p>A lump sum of two times final pay; plus</p> <p>A spouse's or civil partner's pension of one half of the ill-health retirement pension that would have been paid to the scheme member if he had retired on the day of death (generally post 1 April 1972 service for widowers' pension and post 6 April 1988 for civil partners); plus</p> <p>Children's pensions may also be payable.</p>	<p>A lump sum of three times final pay; plus</p> <p>A spouse's, civil partner's or cohabiting partner's pension payable at a rate of 1/160th of the member's total (augmented to age 65) membership (generally post 1 April 1972 service for widowers' pension and post 6 April 1988 for civil partners and nominated cohabiting partners), multiplied by final pay; plus</p> <p>Children's pensions may also be payable.</p>
Leaving service options	<p>If the member has completed three months' or more scheme membership, deferred benefits with calculation and payment conditions similar to general retirement provisions ; or</p> <p>A transfer payment to either a new employer's scheme or a suitable insurance policy, equivalent in value to the deferred pension; or</p> <p>If the member has completed less than three months' scheme membership, a return of the member's contributions with interest, less a State Scheme premium deduction and less tax at the rate of 20%.</p>	
State pension scheme	<p>The Fund is contracted-out of the State Second Pension and the benefits payable to each member are guaranteed to be not less than those required to enable the Fund to be contracted-out.</p>	

Note: Certain categories of members of the Fund are entitled to benefits that differ from those summarised above.

---

HYMANS ROBERTSON LLP

### Discretionary benefits

The Regulations give employers a number of discretionary powers, including:

- the awards of periods of augmentation under Regulation 52;
- the payment of benefits on employer's consent prior to age 60 under Regulation 31;
- the payment of benefits due to flexible retirement under Regulation 35;
- not applying the suspension of spouses' pensions on remarriage or cohabitation for members who retired before 1 April 1998.

From 1 April 2008, the employers will also be able to award additional pension.

The effect on benefits or contributions as a result of the use of these provisions prior to 1 April 2007 has been allowed for in this valuation to the extent that this is reflected in the membership data provided. No allowance has been made for the future use of discretionary powers. My assumptions do not anticipate any saving from the suspension of spouses' pension; to the extent that this continues, there will be a saving.

### Changes to the Fund's benefit structure

Since the previous valuation, there have been a number of changes to the benefit structure of the LGPS, including:

- A reduction of the total periods of membership required for an entitlement to deferred LGPS benefits from two years to three months with effect from 1 April 2004;
- The requirement for elections to aggregate former scheme membership with current membership to be made within 12 months of becoming an active member with effect from 1 April 2004 (this option was previously open-ended);
- The removal of the right for re-employed pensioners to elect to aggregate former LGPS membership on ceasing the re-employment (limited transitional arrangements were included for existing members who might be affected);
- The introduction of survivor benefits for civil partners, effective from 5 December 2005. This change entitled a surviving civil partner to receive survivor benefits on the same basis and calculated in the same manner as spouses benefits, albeit that account is only taken of scheme membership from 5 April 1988;
- Members in the scheme prior to 1 October 2006 are entitled to take benefits relating to service to 1 April 2008 at their 'rule of 85' age, with benefits relating to service thereafter payable from 65. There are some transitional protections in place for some older members which will provide full or partial protection for those reaching the age of 60 by 2020. Allowance was made in anticipation of this change at the 2004 valuation;
- The option for members to exchange part of their retirement pension for additional lump sum benefits, with effect from 6 April 2006;
- Other changes were also introduced with effect from 6 April 2006 in relation to the Finance Act 2004. Notably the removal of Schedule 4 (Revenue Restrictions) including removal of the earnings cap and maxima restrictions relating to membership, pension and lump sum;

---

HYMANS ROBERTSON LLP

- Flexible retirement, with effect from 6 April 2006, whereby a member who has attained the age of 50, with his employer's consent, reduces the hours he works, or the grade in which he is employed, may elect in writing to the appropriate administering authority and such benefits may, with his employer's consent, be paid to him notwithstanding that he has not retired from that employment. Flexible retirement before a member's earliest retirement age results in actuarially reduced benefits unless the reduction is waived by the employer.



HYMANS ROBERTSON LLP

## Appendix C – Membership data and assets

### Membership data - employee members

	31-Mar-07		31-Mar-04	
	Number	Pensionable pay (£000)p.a.	Number	Pensionable pay (£000)p.a.
<b>Full-time members</b>				
Male officers	1,302	48,398	1,829	59,974
Female officers	1,650	47,994	2,263	57,406
Male manuals	347	6,436	464	7,564
Female manuals	113	2,081	133	2,064
Post April 1998 males	3,390	87,210	2,585	58,928
Post April 1998 females	4,363	105,489	3,574	74,883
<b>Total full-time members</b>	<b>11,165</b>	<b>297,607</b>	<b>10,848</b>	<b>260,817</b>
<b>Part-time members</b>				
Male officers	96	1,279	138	1,796
Female officers	1,687	25,136	2,289	29,569
Male manuals	57	402	79	564
Female manuals	1,171	9,191	1,515	10,318
Post April 1998 males	822	8,346	600	5,453
Post April 1998 females	10,360	80,660	6,631	48,352
<b>Total part-time members</b>	<b>14,193</b>	<b>125,013</b>	<b>11,252</b>	<b>96,052</b>
<b>Total members</b>	<b>25,358</b>	<b>422,621</b>	<b>22,100</b>	<b>356,869</b>

The average age of employee members is 51.0 (compared to 50.6 at the 2004 valuation). The average expected future working life of existing employee members is 8.1 years. All of these figures are weighted by liability. The unweighted average ages are 44.9 and 45.1 at the 2004 and 2007 valuations respectively.

Note that the numbers in the above table refer to the number of records and so will include 'double counting' of members in more than one employment.

## HYMANS ROBERTSON LLP

**Membership data - pensioners, spouses and children**

	31-Mar-07		31-Mar-04	
	Number	Pensions (£000) p.a.	Number	Pensions (£000) p.a.
<b>Normal/early retirements</b>				
Male officers	3,348	26,531	2,995	22,315
Female officers	5,317	16,048	3,934	10,374
Male manuals	1,412	3,613	1,421	3,372
Female manuals	1,313	1,217	1,187	1,088
<b>Ill-health retirements</b>				
Male officers	472	3,745	499	3,662
Female officers	717	3,213	1,071	4,813
Male manuals	489	1,772	543	1,836
Female manuals	250	441	251	421
<b>Dependants</b>				
Widows	2,124	5,500	2,049	5,050
Widowers	299	359	209	247
Children	155	140	134	122
<b>Total</b>	<b>15,896</b>	<b>62,578</b>	<b>14,293</b>	<b>53,300</b>

The average age of pensioner members (weighted by liability and excluding spouses' and civil partners' pensions and children's pensions in payment) is 67.5 (this is unchanged from the 2004 valuation). The unweighted average ages were 70.9 and 71.2 at 2004 and 2007 valuations respectively. Note that the numbers in the above table refer to the number of records and so will include 'double counting' of members in receipt of, or potentially in receipt of, more than one benefit.

**Membership data - deferred pensioners**

	31-Mar-07		31-Mar-04	
	Number	Pensions [£000] p.a.	Number	Pensions [£000] p.a.
Men	5,549	10,883	4,362	9,677
Women	15,188	14,353	10,294	11,256
<b>Total</b>	<b>20,737</b>	<b>25,236</b>	<b>14,656</b>	<b>20,933</b>

The deferred pension shown includes revaluation up to and including that granted by the 2007 Pension Increase Order. The average age of deferred pensioners (weighted by liability) is 49.6 (compared to 49.4 at the 2004 valuation). The unweighted average ages were 45.1 and 44.6 at the 2004 and 2007 valuations respectively. The figures above also include status 2 and status 9 members as at the valuation date.

Note that the numbers in the above table refer to the number of records and so will include 'double counting' of members in receipt of, or potentially in receipt of, more than one benefit.

## HYMANS ROBERTSON LLP

**Membership data – membership split by fund employer**

Employer Code	Employer	Number of Members			Pensionable Pay PTE (£000s)
		Employees	Deferreds	Pensioners	
<b>Scheduled Bodies</b>					
359	Elmbridge Borough Council	365	346	673	8,647
361	Epsom & Ewell Borough Council	252	241	419	5,390
379	Guildford Borough Council	917	812	628	20,452
436	Mole Valley District Council	369	287	377	8,501
481	Reigate & Banstead Borough Council	450	421	669	11,634
494	Runnymede Borough Council	409	312	348	8,889
536	Spelthorne Borough Council	279	297	495	6,860
45	Surrey County Council (incl. schools)	15680	12809	8358	207,922
547	Surrey Heath Borough Council	246	237	348	6,428
966	Surrey Police Authority	1829	766	270	41,911
20	Surrey Probation Board	268	216	147	6,112
553	Tandridge District Council	302	259	313	7,603
584	Waverley Borough Council	448	368	472	10,793
603	Woking Borough Council	438	409	482	10,480
<b>Small Scheduled Bodies</b>					
70	Ash Parish Council	7	7	6	133
897	Bramley Parish Council	1	0	1	6
3	Claygate Parish Council	1	0	0	13
16	Cranleigh Parish Council	4	1	6	62
26	East Horsley Parish Council	1	0	0	20
91	Epsom & Water Downs Conservators	5	4	3	106
937	Farnham Town Council	7	3	1	196
5	Frensham Parish Council	1	0	0	8
679	Godalming Town Council	6	1	2	125
25	Godstone Parish Council	1	0	0	13
11	Haslemere Town Council	3	0	0	54
18	Horley Town Council	3	4	6	73
14	Merton & Sutton Joint C B	6	6	15	72
12	Nonsuch Park J.M.C	6	0	6	106
935	Send Parish Council	1	0	0	25
938	Shere Parish Council	1	0	0	35
7	Tongham Parish Council	1	0	0	10
34	Surrey Valuation Tribunal	1	1	4	31
17	Warlingham Parish Council	1	0	0	6
10	West End Parish Council	0	1	0	0
8	Windlesham Parish Council	4	1	0	96
895	Witley Parish Council	2	0	1	32
6	Worplesdon Parish Council	1	0	0	25
<b>Further Education Establishments</b>					
918	Brooklands College	121	80	71	2,064
927	East Surrey College	112	159	76	2,046
920	Esher College	43	23	11	730
922	Godalming College	78	55	17	1,107
929	Guildford College of Technology	251	336	102	4,663
917	N.E.S.C.O.T	226	237	106	3,802

## HYMANS ROBERTSON LLP

Employer Code	Employer	Number of Members			Pensionable Pay PTE (£000s)
		Employees	Deferreds	Pensioners	
924	Reigate College	65	38	6	842
925	Spelthorne College	27	15	14	332
926	Strodes College	46	25	9	785
974	UCCA	466	169	45	9,377
928	Woking College	20	19	8	281
<b>Admission Bodies</b>					
891	Accent Peerless Housing Group	40	25	21	1,257
995	A2 Housing Group Ltd	13	6	14	382
807	Carillion Highway Maintenance Ltd	18	1	3	404
813	Childhood First (Thornby Hall)	3	0	0	101
810	CSCI	11	3	4	456
814	East Surrey Rural Transport Partnership	1	0	0	11
360	Elmbridge Housing Trust	29	23	12	956
812	G Burleigh and Sons	8	0	0	148
44	Hanover Housing Association	206	262	124	4,471
92	J.S.Jeffries Swimming Pool	1	8	2	12
94	Moor House School	67	47	25	1,120
518	Peper Harow Foundation	0	16	6	0
28	Peper Harow School	0	9	8	0
980	The Princess Alice Hospice Trust	5	1	1	86
803	Raven Housing Trust	68	12	23	1,532
93	Reigate Grammar School	48	11	14	909
808	Ringway Highway Services	3	1	1	61
986	Rosebery Housing Association	3	12	14	76
809	SERCO LTD	28	14	0	461
96	Sir William Perkins's School	18	5	8	426
390	S.A.D.A.S	25	11	0	627
896	Surrey Assoc. for Visual Impairment	27	14	8	571
805	Surrey Community Dev Trust	1	0	0	29
804	S W T Countryside Services Ltd	23	0	2	554
95	The Royal Grammar School	29	19	20	738
73	University Of Surrey	659	765	526	11,614
811	VT Four S Ltd	233	59	25	6,393
806	Waverley Hoppa Transport	11	4	1	189
985	Woking Community Transport	8	9	9	139
<b>Admitted Bodies with no contributing members</b>					
13	Mid Southern Water	0	7	82	0
21	West Surrey Water Board	0	0	2	0
23	Surrey Magistrates Courts	0	251	144	0
29	Godalming Joint Burial Committee	0	1	4	0
33	Southlands College	0	5	13	0
37	North Surrey Water Company	0	0	4	0
38	East Surrey Water Company	0	0	1	0
46	Meath Homes	0	0	1	0
74	Surrey Police Committee m	0	106	226	0
75	Haslemere Sc/Shottermill	0	1	0	0
76	South East Regional Arts	0	5	6	0

## HYMANS ROBERTSON LLP

Employer Code	Employer	Number of Members			Pensionable Pay PTE (£000s)
		Employees	Deferreds	Pensioners	
89	SE Employers Assn	0	3	5	0
347	The Royal School, Hindhead	0	1	0	0
470	N Sy Jnt Sewrge Brd (Clo	0	0	1	0
604	Woking Meals Service(Closed)	0	1	3	0
761	W S C A D – now SIAD	0	6	10	0
936	South East Arts Board	0	40	5	0
939	Shalford Parish Council	0	0	1	0
944	Parkmead Junior School	0	0	0	0
994	Spelthorne Housing Assn	0	3	6	0

**Assets at 31 March 2007**

A summary of the Fund's assets (excluding Members' money-purchase Additional Voluntary Contributions) as at 31 March 2007 is as follows:

	Market Value	Percentage of total Assets
	(£000)	%
UK equities	756,487	43%
Overseas equities	510,225	29%
UK fixed interest bonds	182,280	10%
UK index linked bonds	34,353	2%
Overseas bonds	90,550	5%
Property	109,474	6%
Cash and net current assets	70,260	4%
<b>Total</b>	<b>1,753,629</b>	<b>100%</b>

## HYMANS ROBERTSON LLP

**Revenue account for the three years to 31 March 2007**

Revenue Accounts		£000			
	Year to	31-Mar-07	31-Mar-06	31-Mar-05	Total
<b>EXPENDITURE</b>	Retirement pensions	61,093	56,724	53,659	171,476
	Retirement grants	17,044	9,931	7,959	34,933
	Death benefits	1,510	1,415	1,148	4,073
	Transfer values	11,476	11,895	12,927	36,298
	Refunds/CEPS	123	253	558	934
	Admin expenses	1,545	1,397	1,331	4,272
	Investment expenses	4,171	3,908	3,155	11,234
	Other expenditure				
<b>INCOME</b>	Employee contributions	25,329	24,557	23,171	73,056
	Employer contributions	83,476	78,724	67,153	229,353
	Transfer values	12,127	18,764	16,782	47,674
	Investment income	35,141	32,029	27,982	95,152
	Other income	0	0	0	0
Assets at start of year		1,617,748	1,267,703	1,105,555	1,105,555
Net cashflow		59,111	68,553	54,351	182,014
Change in value		76,770	281,492	107,797	466,059
Assets at end of year		1,753,629	1,617,748	1,267,703	1,753,629
<b>ANNUAL RETURNS</b>	Approx rate of return	6.6%	24.1%	11.8%	

---

HYMANS ROBERTSON LLP

## Appendix D – Funding method

Using the actuarial assumptions described in section 3 (and Appendix E) I estimate the payments which will be made from the Fund throughout the future lifetimes of existing employee members, deferred pensioners, pensioners and their dependants. I then calculate the amount of money which, if invested now, would be sufficient to make these payments in future, assuming that future investment returns are in line with the discount rate. This amount is the estimated cost of members' benefits. I make separate calculations for benefits arising from scheme membership before the valuation date ('past service') and from scheme membership after the valuation date ('future service').

### Past service funding position

I compare the value of the assets with the estimated cost of members' past service benefits. The ratio of the asset value to the estimated cost of members' past service benefits is known as the 'funding level'. If the funding level is more than 100% there is a 'surplus'; if it is less than 100% there is a 'shortfall'.

### Future service contribution rate: whole fund and employers admitting new entrants

I calculate the estimated cost of benefits accruing to existing employee members over the year following the valuation date allowing for all expected future pay and pension increases. This amount is expressed as a percentage of the members' pensionable pay over the year following the valuation date and is known as the 'future service contribution rate'.

This method of assessing the future contribution requirement is applied only to the Fund membership at the valuation date. If new entrants are admitted to the Fund to the extent that the membership profile remains broadly unchanged (and if the actuarial assumptions are unchanged) then the future service contribution rate assessed at future valuations should be reasonably stable. However, if the average age of employee members rises (for example if few or no new entrants are admitted to the Fund), and if the actuarial assumptions are unchanged, then the future service contribution rate will increase.

This funding method is known as the Projected Unit Method.

### Future service contribution rate: employers not admitting new entrants

I calculate the estimated cost of benefits accruing to existing employee members over their expected future working life allowing for all expected future pay and pension increases. This amount is expressed as a percentage of the members' pensionable salaries over their expected future working life and is known as the 'future service contribution rate'.

This method of assessing the future contribution requirement is applied only to the Fund membership at the valuation date. If no new entrants are admitted to the Fund, so that the membership profile gradually ages, (and if the actuarial assumptions are unchanged) then the contribution rate assessed at future valuations should be reasonably stable, provided that any surplus or shortfall in the past service position is reflected in the contribution rate.

This funding method is known as the Attained Age Method.

### Future service contribution rate: all cases

Under each of the two methods described above to calculate the future service contribution rate, the cost of the lump sum death in service benefit is separately assessed as the amount which is likely to be paid out in an average year, based on the membership structure at the valuation date.

## HYMANS ROBERTSON LLP

The total 'future service contribution rate' is then the sum of either the 'Projected Unit Method' rate or the 'Attained Age Method' rate, plus the lump sum death benefit cost. It is the rate at which the Fund employers, together with the employee members, should contribute to the Fund to meet the cost of members' benefits expected to arise from service after the valuation date. For the period from 1 April 2008 to 31 March 2011, employee members will be contributing at fixed rates (albeit with various tiers). Therefore the Fund employers' future service contribution rate is the total future service contribution rate less the member contribution rate. An addition is made to cover the expected future expenses of administering the Fund.



HYMANS ROBERTSON LLP

## Appendix E – Actuarial assumptions

### Financial assumptions

	Assumptions to assess funding position at 31 March 2004	Assumptions to assess funding position at 31 March 2007	Assumptions to assess 'gilt based' position at 31 March 2007
Annual rate of price inflation	2.9%	3.2%	3.2%
Annual rate of pension increases			
- on pensions in excess of GMPs	2.9%	3.2%	3.2%
- on pensions accrued after April 1997	2.9%	3.2%	3.2%
- on post-88 GMPs in payment	2.0%	2.8%	2.8%
- on pre-88 GMPs in payment	0.0%	0.0%	0.0%
Annual rate of increase of deferred pensions	2.9%	3.2%	3.2%
Annual rate of pay increases	4.4% <sup>(2)</sup>	4.7% <sup>(1)</sup>	4.7% <sup>(1)</sup>
Discount rate	6.3%	6.1%	4.5%
Expenses	0.5%	0.4%	0.4%

(1) plus an allowance for promotional increases (see table below).

(2) plus an allowance for promotional increases.

### Mortality assumptions

#### PMA92/PFA92 tables based on calendar year projections

For current pensioners mortality is projected to Calendar Year 2017, whilst for members yet to retire it is projected to 2033

#### Age ratings set out in the table below

	Males	Females
Officers (& post-98 joiners)	- 2 years	- 2 years
Manuals	+ 1 year	No age rating

Ill Health Retirement - as above, except rated up by 5 years (6 years for male officers and male post-98 joiners)

Widows – one year older than female pensioners

For example, the mortality assumption used for a 30 year old male or female officer, would correspond to age 28 in the mortality table. Likewise, the mortality assumption for a 30 year old male manual worker, would correspond to age 31.

## HYMANS ROBERTSON LLP

**Other demographic valuation assumptions**

Retirements in ill health	Allowance has been made for ill-health retirements before Normal Pension Age (see table below).
Withdrawals	Allowance has been made for withdrawals from service (see table below).
Family details	<p>A varying proportion of members are assumed to be married (or have an adult dependant) at retirement or on earlier death. For example, at age 60 this is assumed to be 80% for males and 75% for females.</p> <p>Husbands are assumed to be 3 years older than wives.</p>
Commutation	25% of future retirees elect to exchange pension for tax-free cash up to HMRC limits.

The tables below show details of the assumptions actually used for specimen ages. The promotional pay scale is an annual average for all employees at each age. It is in addition to the allowance for general pay inflation described above. For membership movements, the percentages represent the probability that an individual at each age leaves service within the following twelve months.

Age	Incidence per 1000 active members per annum											
	Male Officers & Post 98			Male Manuals			Female Officers & Post 98			Female Manuals		
	Death	Ill Health		Death	Ill Health		Death	Ill Health		Death	Ill Health	
	FT	PT		FT	PT		FT	PT		FT	PT	
20	0.25	0	0	0.32	0	0	0.14	0	0	0.18	0	0
25	0.25	0	0	0.32	1.79	1.79	0.14	0.34	0.25	0.18	2.08	2.08
30	0.30	0.34	0.25	0.38	2.91	2.91	0.21	0.56	0.42	0.26	2.88	2.88
35	0.35	0.45	0.34	0.44	4.37	4.37	0.35	1.12	0.84	0.44	4.16	4.16
40	0.60	0.78	0.59	0.76	6.05	6.05	0.56	1.46	1.09	0.70	5.76	5.76
45	1.00	1.79	1.34	1.26	8.74	8.74	0.91	2.35	1.76	1.14	7.36	7.36
50	1.60	4.93	3.70	2.02	12.77	12.77	1.33	4.59	3.44	1.67	10.88	10.88
55	2.50	10.08	7.56	3.15	20.61	20.61	1.75	12.10	9.07	2.20	20.48	20.48
60	4.50	20.16	15.12	5.67	39.20	39.20	2.24	0	0	2.82	0	0

## HYMANS ROBERTSON LLP

Age	Promotional Salary Scales							
	Male Officers & Post 98 Males		Male Manuals		Female Officers & Post 98 Females		Female Manuals	
	FT	PT	FT	PT	FT	PT	FT	PT
20	100	100	100	100	100	100	100	100
25	100	100	100	100	100	100	100	100
30	123	113	100	100	115	105	100	100
35	138	123	100	100	126	110	100	100
40	148	128	100	100	136	115	100	100
45	158	128	100	100	136	115	100	100
50	168	128	100	100	136	115	100	100
55	168	128	100	100	136	115	100	100
60	168	128	100	100	136	115	100	100

Age	Incidence for 1000 active members per annum							
	Male Officers & Post 98 Males Withdrawals		Male Manuals Withdrawals		Female Officers & Post 98 Withdrawals		Female Manuals Withdrawals	
	FT	PT	FT	PT	FT	PT	FT	PT
20	176.26	293.76	293.76	587.52	167.18	232.20	278.64	371.52
25	116.42	194.04	194.04	388.08	112.46	156.20	187.44	249.92
30	82.58	137.64	137.64	275.28	94.25	130.90	157.08	209.44
35	64.51	107.52	107.52	215.04	81.29	112.90	135.48	180.64
40	51.91	86.52	86.52	173.04	67.61	93.90	112.68	150.24
45	42.48	70.80	70.80	141.60	55.66	77.30	92.76	123.68
50	32.90	54.84	54.84	109.68	42.41	58.90	70.68	94.24
55	28.51	47.52	47.52	95.04	32.69	45.40	54.48	72.64
60	17.28	28.80	28.80	57.60	15.19	21.10	25.32	33.76

HYMANS ROBERTSON LLP

## Appendix F – Detailed valuation results

In section 4 of this report, I showed that at the valuation date, the funding level calculated in relation to the Administering Authority's chosen funding objective was 79% and there was a funding shortfall of £460m. The table below shows these results, together with those from the previous valuation, in more detail.

Funding position ([£000s])	31-Mar-07	31-Mar-04
<b>A. Value of assets</b>	<b>1,759,262</b>	<b>1,107,414</b>
Early retirement contribution (included in the value of assets as above)	5,633	929
Assessed cost of past service benefits in respect of:		
Employee members	983,797	713,171
Pensioner members	845,247	638,291
Deferred pensioner members	389,784	271,682
<b>B. Total assessed cost of past service benefits</b>	<b>2,218,829</b>	<b>1,623,144</b>
Funding surplus/(shortfall) (A minus B)	<b>(459,567)</b>	<b>(515,731)</b>
Funding level (A as a percentage of B)	<b>79%</b>	<b>68%</b>

Section 4 also showed that I calculate the overall 'future service contribution rate' payable by the Fund employers (ignoring the shortfall in the Fund at the valuation date) to be 14.7% of pensionable pay payable with effect from 1 April 2008. The derivation of this contribution rate, together with that calculated at the previous valuation and the past service adjustment, is shown below.

Employer contribution rates	31 March 2007	31 March 2004
	% pensionable payroll	% pensionable payroll
Total future service cost	20.9%	17.1%
Employee contributions (excluding AVCs)	6.6%	6.0%
Expenses	0.4%	0.5%
Net employer future service cost	14.7%	11.6%
Past service adjustment - 20 year spread	6.2%	8.9%
Employer contribution rate	20.9%	20.5%

---

HYMANS ROBERTSON LLP

## Appendix G – Rates and adjustments certificate

In accordance with Regulation 77 of the Local Government Pension Scheme Regulations 1997, as amended, I have made an assessment of the contributions that should be paid to the Fund by the employing authorities as from 1 April 2008 in order to maintain the solvency of the Fund.

The required contribution rates are set out in the attached statement.

Signature: 

Date: 31 March 2008

Name: Bryan T Chalmers FFA

Qualification: Fellow of the Faculty of Actuaries

Firm: Hymans Robertson LLP  
20 Waterloo Street  
Glasgow  
G2 6DB

HYMANS ROBERTSON LLP

## Statement to the rates and adjustments certificate

The Common Rate of Contribution payable by each employing authority under Regulation 77 for the period 1 April 2008 to 31 March 2011 is 20.9% of pensionable pay (as defined in Appendix B).

Individual Adjustments are required under Regulation 77 for the period 1 April 2008 to 31 March 2011 resulting in Minimum Total Contribution Rates as set out below:

Employer Code	Employer	Percentage of payroll due each year 1 April 2008 to 31 March 2011	Additional Monetary Amount (£000s) in year to		
			31 March 2009	31 March 2010	31 March 2011
<b>Scheduled Bodies</b>					
359	Elmbridge Borough Council	14.5%	598	626	655
361	Epsom & Ewell Borough Council	15.5%	381	399	418
379	Guildford Borough Council	14.6%	1,353	1,417	1,483
436	Mole Valley District Council	15.5%	527	552	578
481	Reigate & Banstead Borough Council	15.2%	1,065	1,115	1,167
494	Runnymede Borough Council	16.3%	330	346	362
536	Spelthorne Borough Council	15.8%	436	456	478
45	Surrey County Council	14.8%	15,323	16,043	16,797
547	Surrey Heath Borough Council	15.7%	348	364	381
966	Surrey Police Authority	12.0%	936	980	1,026
20	Surrey Probation Board	13.6%	190	199	208
553	Tandridge District Council	16.5%	849	889	931
584	Waverley Borough Council	16.5%	797	834	874
603	Woking Borough Council	15.0%	1,241	1,299	1,360

Employer Code	Employer	Percentage of payroll due each year 1 April 2008 to 31 March 2011	Additional Monetary Amount (£) in year to		
			31 March 2009	31 March 2010	31 March 2011
<b>Small Scheduled Bodies</b>					
70	Ash Parish Council	18.8%	4,745	4,968	5,202
897	Bramley Parish Council	18.8%	134	140	147
3	Claygate Parish Council	15.7%	109	114	119
16	Cranleigh Parish Council	18.8%	3,221	3,372	3,531
26	East Horsley Parish Council	15.7%	97	102	106

## HYMANS ROBERTSON LLP

Employer Code	Employer	Percentage of payroll due each year	Additional Monetary Amount (£) in year to		
		1 April 2008 to 31 March 2011	31 March 2009	31 March 2010	31 March 2011
91	Epsom & Water Downs Conservators	18.8%	5,953	6,233	6,526
937	Farnham Town Council	18.8%	4,031	4,220	4,419
5	Frensham Parish Council	15.7%	143	150	157
679	Godalming Town Council	18.8%	4,895	5,125	5,366
25	Godstone Parish Council	15.7%	57	60	62
11	Haslemere Town Council	15.7%	396	415	434
18	Horley Town Council	18.8%	2,742	2,871	3,006
14	Merton & Sutton Joint C B	18.8%	4,963	5,196	5,440
12	Nonsuch Park J.M.C	18.8%	5,604	5,867	6,143
935	Send Parish Council	18.8%	412	431	452
938	Shere Parish Council	18.8%	1,140	1,194	1,250
7	Tongham Parish Council	18.8%	156	163	171
34	Surrey Valuation Tribunal	11.7%	3,000	3,141	3,289
17	Warlingham Parish Council	15.7%	36	38	40
10	West End Parish Council	15.7%	77	81	84
8	Windlesham Parish Council	18.8%	1,564	1,638	1,714
895	Witley Parish Council	18.8%	813	851	891
6	Worplesdon Parish Council	15.7%	302	316	331

Employer Code	Employer	Percentage of payroll in year to		
		31 March 2009	31 March 2010	31 March 2011
<b>Further Education Establishments</b>				
918	Brooklands College	18.9%	18.9%	18.9%
927	East Surrey College	15.9%	15.9%	15.9%
920	Esher College	15.9%	15.9%	15.9%
922	Godalming College	15.9%	15.9%	15.9%
929	Guildford College of Technology	19.7%	19.7%	19.7%
917	N.E.S.C.O.T	18.6%	18.6%	18.6%
924	Reigate College	15.9%	15.9%	15.9%
926	Strodes College	15.9%	15.9%	15.9%
974	UCCA	15.8%	15.8%	15.8%
928	Woking College	15.9%	15.9%	15.9%
<b>Admission Bodies</b>				
891	Accent Peerless Housing Group	27.6%	27.6%	27.6%
995	A2 Housing Group Ltd	43.4%	43.4%	43.4%
807	Carillion Highway Maintenance Ltd	21.9%	21.9%	21.9%
813	Childhood First (Thornby Hall)	114.4%	114.4%	114.4%
810	CSCI	19.9%	19.9%	19.9%
814	East Surrey Rural Transport Partnership	16.9%	16.9%	16.9%
360	Elmbridge Housing Trust	17.5%	17.5%	17.5%
812	G Burleigh and Sons	17.0%	17.0%	17.0%

## HYMANS ROBERTSON LLP

Employer Code	Employer	Percentage of payroll in year to		
		31 March 2009	31 March 2010	31 March 2011
44	Hanover Housing Association	22.9%	22.9%	22.9%
94	Moor House School	15.4%	15.4%	15.4%
980	The Princess Alice Hospice Trust	22.6%	22.6%	22.6%
803	Raven Housing Trust	16.6%	16.6%	16.6%
93	Reigate Grammar School	22.6%	22.6%	22.6%
808	Ringway Highway Services	17.5%	17.5%	17.5%
986	Rosebery Housing Association	22.6%	22.6%	22.6%
809	SERCO LTD	15.0%	15.0%	15.0%
96	Sir William Perkins's School	22.6%	22.6%	22.6%
390	S.A.D.A.S	13.8%	13.8%	13.8%
896	Surrey Assoc. for Visual Impairment	22.6%	22.6%	22.6%
804	S W T Countryside Services Ltd	16.9%	16.9%	16.9%
95	The Royal Grammar School	22.6%	22.6%	22.6%
73	University Of Surrey	19.3%	19.3%	19.3%
811	VT Four S Ltd	16.4%	16.4%	16.4%
806	Waverley Hoppa Transport	15.4%	15.4%	15.4%
985	Woking Community Transport	22.6%	22.6%	22.6%
<b>Employers who joined since 31 March 2007</b>				
	Ability Housing Association	17.9%	17.9%	17.9%
	Mole Valley Housing Association	19.4%	19.4%	19.4%
<b>Admitted Bodies with no contributing members</b>				
13	Mid Southern Water			
21	West Surrey Water Board			
23	Surrey Magistrates Courts			
29	Godalming Joint Burial Committee			
33	Southlands College			
46	Meath Homes			
75	Haslemere Sc/Shottermill			
76	South East Regional Arts			
89	SE Employers Assn			
347	The Royal School, Hindhead			
604	Woking Meals Service (Closed)			
936	South East Arts Board			
939	Shalford Parish Council			
944	Parkmead Junior School			

**Notes**

Monetary amounts for 2009/10 and 2010/11 have been adjusted for price inflation of 4.7% p.a..

Contributions expressed as a percentage should be paid into Surrey Pension Fund ('the Fund') at a frequency in accordance with the requirements of the Regulations.

Further sums should be paid to the Fund to meet the costs of any early retirements and/or augmentation using methods and factors issued by me from time to time.



---

**HYMANS ROBERTSON LLP**

Further sums may be required to be paid to the Fund by employers to meet the capital costs of any ill-health retirements that exceed those included within my assumptions.

The certified contribution rates represent the minimum level of contributions to be paid. Employing authorities may pay further amounts at any time and future periodic contributions may be adjusted on a basis approved by the Fund actuary.